













Classroom instructions: Y3 Knowledge Mat



SUBJECT SPECIFIC VOCABULARY		GRAMMAR TIPS	SUBJECT SPECIFIC SENTENCES	
¡Escuchad! [es-coo-chad]	Listen! 	<ul style="list-style-type: none"> • <i>Chico</i> means a boy because it ends in the letter <i>o</i>. • <i>Chica</i> means a girl because it ends in the letter <i>a</i>. 	Primero escuchad y segunda repetid. [pree-mare-oh es-coo-chad ee seg-oon-da rep-i-teed]	First listen and second repeat.
¡Mirad! [me-rad]	Look! 			
¡Miradme! [me-rad may]	Look at me! 		Simón dice [see-mon dee-thay]	Simon says
¡Tocad! [toc-ad]	Touch! 			
¡Enseñadme! [en-sen-yadme]	Show me! 			
¡Dadme! [dad-may]	Give me! 	CHALLENGE	todos los chicos [tod-os los chee-co-s]	all the boys
¡Levantaos! [lay-ban-tows]	Stand up! 	<ul style="list-style-type: none"> • Give a friend an instruction in Spanish and see if they can do the right action. • Play Simon Says with the instructions. You can even say Simon Says in Spanish – it's Simón dice. See if you can catch out your friends! 	todas las chicas [tod-as las chee-ca-s]	all the girls
¡Sentaos! [sen-tows]	Sit down! 			
¡Silencio! [sil-en-thee-oh]	Quiet! 		¡Muy bien! [mwee bee-en]	Well done!
un chico [oon chee-coh]	a boy 			
una chica [oo-na chee-ca]	a girl 