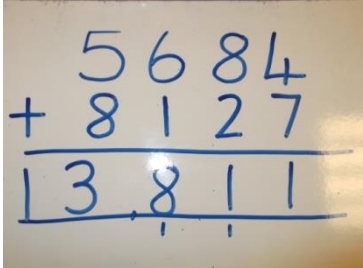
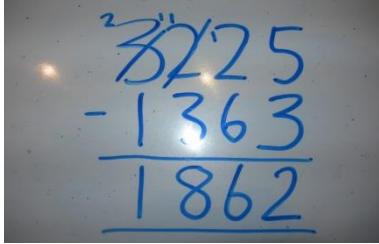
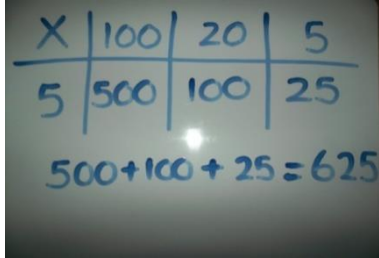
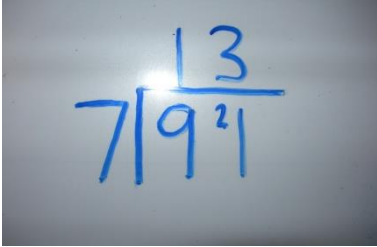
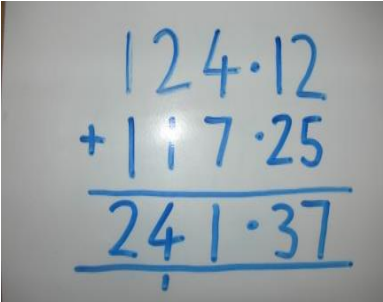
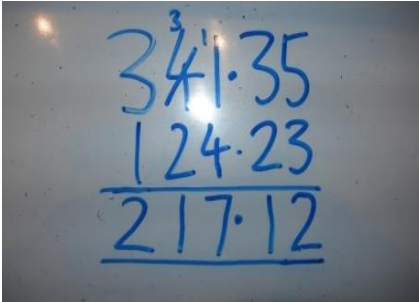
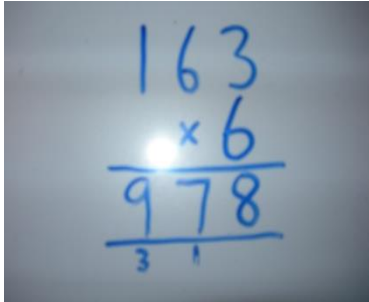
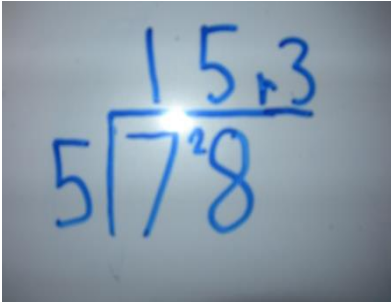




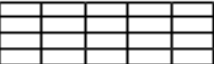
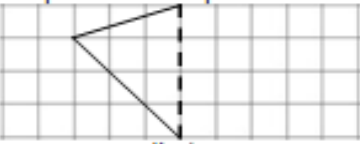
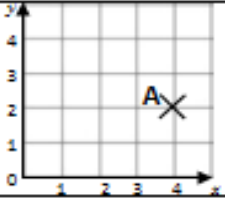
MELLING PRIMARY SCHOOL

Year 4 Mathematics Learning Objectives	
PLACE VALUE	1. Count in multiples of 6, 7, 9, 25 and 1000.
	2. Find 1000 more or less than a given number. Round any number to the nearest 10, 100 or 1000.
	3. Count backwards through zero to include negative numbers.
	4. Recognise the place value of each digit in a 4-digit number (thousands, hundreds, tens, and ones). Order and compare numbers beyond 1000.
	5. Read Roman numerals to 100 (I to C) and know that over time, the numeral system changed to include the concept of zero and place value.
ADDITION AND SUBTRACTION	6. Add and subtract numbers with up to 4 digits using the formal written methods of column addition and subtraction where appropriate.
	7. Estimate and use inverse operations to check answers to a calculation.
	8. Solve addition and subtraction two-step problems in contexts, deciding which operations and methods to use and why.
MULTIPLICATION AND DIVISION	9. Recall multiplication and division facts for multiplication tables up to 12×12 .
	10. Recognise and use factor pairs and commutativity in mental calculations.
	11. Multiply two-digit and three-digit numbers by a one-digit number using formal written layout.
	12. Solve problems involving \times and \div , inc. using the distributive law to multiply 2 digit numbers by 1 digit, integer scaling problems and harder correspondence problems such as n objects are connected to m objects.
FRACTIONS	13. Recognise and show, using diagrams, families of common equivalent fractions.
	14. Count up and down in hundredths; recognise that hundredths arise when dividing an object by a hundred and dividing tenths by ten.
	15. Add and subtract fractions with the same denominator.
	16. Recognise and write decimal equivalents of any number of tenths or hundredths; and the decimal equivalents to $\frac{1}{4}$, $\frac{1}{2}$ and three quarters.
	17. Find the effect of dividing a one or two-digit number by 10 and 100, identifying the value of the digits in the answer as ones, tenths and hundredths.
	18. Round decimals with one decimal place to the nearest whole number. Solve simple measure and money problems involving fractions and decimals to 2 decimal places.
MEASURE	19. Convert between different units of measure (e.g. kilometre to metre). Solve problems involving converting from hours to minutes; minutes to seconds; years to months; weeks to days).
	20. Measure and calculate the perimeter of a rectilinear figure (including squares) in centimetres and metres. Find the area of rectilinear shapes by counting squares.
	21. Estimate, compare and calculate different measures, including money in pounds and pence.
	22. Read, write and convert time between analogue and digital 12 and 24-hour clocks.
GEOMETRY	23. Compare and classify geometric shapes, including quadrilaterals and triangles, based on their properties and sizes.
	24. Identify acute and obtuse angles and compare and order angles up to two right angles by size.
	25. Identify lines of symmetry in 2-D shapes presented in different orientations.
	26. Complete a simple symmetric figure with respect to a specific line of symmetry.
	27. Describe positions on a 2-D grid as coordinates in the first quadrant. Describe movements between positions as translations of a given unit to the left/right and up/down.
	28. Plot specified points and draw sides to complete a given polygon.
STATISTICS	29. Interpret and present discrete and continuous data using appropriate graphical methods, including bar charts and time graphs.
	30. Solve comparison, sum and difference problems using information presented in bar charts, pictograms, tables and other graphs.

Calculation Methods to be taught to Y4 children during the year

Year 4 (emerging)			
Addition	Subtraction	Multiplication	Division
<p>Compact column addition of 2 4-digit numbers</p> 	<p>Column subtraction of 2 4-digit numbers</p> 	<p>Simple grid method using HTU x U using all tables</p> 	<p>Short division method by any single digit with carrying</p> 
Year 4 (expected)			
Addition	Subtraction	Multiplication	Division
<p>Compact column addition of decimals to 2 decimal places</p> 	<p>Column subtraction of decimals to 2 decimal places.</p> 	<p>Multiply 2 and 3 digits by a single digit</p> 	<p>Short division by any single digit with remainders</p> 

Example of Weekly Maths Skills covered in Year 4

A: Place Value, Add and Subtract		B: Multiply, Divide and Fractions		C: Measure and Geometry	
1. What is the missing number? 14 <input type="text"/> 28 35 42	4:1	11. $7 \times 12 =$	4:9	21. Harry is 9 years and 5 months old. Zac is 14 months older. How old is Zac?	4:19
2. What is the missing number? 36 42 48 <input type="text"/> 60	4:1	12. Complete the sum that is equal to $24 \times 11: 2 \times \text{} \times 11$	4:10	22. What name is given to this type of angle? 	4:24
3. Round this number to the nearest 10: 2,167	4:2	13. $95 \times 8 =$	4:11		
4. Round this number to the nearest 100: 1,543	4:2	14. One wooden block is 6cm tall. If 12 blocks are piled up, how tall are they?	4:12	23. How many lines of symmetry does this rectangle have? 	4:25
5. What is the next number in this sequence: 4, 3, 2, 1, 0, <input type="text"/>	4:3	15. $\frac{1}{5} = \frac{?}{20}$ 	4:13		
6. Write < or > to make this correct: 1,782 <input type="text"/> 2,817	4:4	16. To share a number into hundredths you divide it by <input type="text"/> .	4:14		
7. What number does this Roman Numeral represent? LX	4:5	17. $\frac{12}{9} - \frac{7}{9}$	4:15	24. Complete this shape: 	4:26
8. $2,725 + 834 =$	4:6	18. Write $\frac{1}{10}$ as a decimal number.	4:16		
9. Estimate the answer to: $6,504 - 4,478$	4:7	19. What is the value of the 7 in: 1.72	4:17	25. What are the co-ordinates of the point labelled A? 	4:27
10. A pet mouse weighed 65g. Its weight doubled. How heavy is it now?	4:8	20. Put these heights in order, smallest first: 1.4m 1.18m 1.22m	4:18		
Total (A)		Total (B)		Total (C)	
Test Total (A+B+C)		R (0-9)	Y (10-19)	G (20-25)	

Name: _____

6 x and ÷ table test a

1) $24 \div 6 =$

2) $6 \times 6 =$

3) $30 \div 6 =$

4) $6 \times 11 =$

5) $36 \div 6 =$

6) $6 \times 9 =$

7) $18 \div 6 =$

8) $8 \times 6 =$

9) $72 \div 6 =$

10) $0 \div 6 =$

Score: _____

If children are going to become confident with all forms of maths, they **MUST** develop an instant recall of all multiplication and division facts. This means being able to answer random multiplication questions within a few seconds such as $8 \times 3 = 24$. This is not the same as being able to count in 3s.

They will need to practice these types of questions frequently at home to build up their instant recall of these facts. The online programme Times Table Rockstars will help with this.

Y4 Multiplication Tables Testing

In school, Y4 children are tested at least twice a week on their multiplication and division tables. They are expected to get all 10 questions correct in one minute on three separate occasions before moving onto their next multiplication/division test. Marked tests are sent home each week by the class teacher which will help parents to see the progress their child is making and which multiplication tables need further practice. At the start of Year 4, children are re-tested on their multiplication tests only, which they should have a good knowledge of from Y3. They then progress onto their corresponding multiplication/division tables in the following order:

3 x table with division

4 x table with division

8 x table with division

6 x table with division

9 x table with division

7 x table with division

11 x table with division

12 x table with division

Each time children progress onto a new multiplication/division table, there will be less facts to learn. For example, when learning the 6 x table with division, children should already know 1×6 , 2×6 , 3×6 , 4×6 , 5×6 , 8×6 and 10×6 from their previous tables in addition to $60 \div 10$, $12 \div 6$, $30 \div 5$ etc.

Useful websites for Maths

The school subscribes to the following interactive maths programs. Children have their own login details so they are able to access both of these programs at home as well as in school.

Mathletics <https://login.mathletics.com/>

Times Table Rockstars <https://trockstars.com/>

Other useful websites for practising tables are :

<https://www.timestables.co.uk/multiplication-tables-check/>

<https://www.topmarks.co.uk/maths-games/hit-the-button>